
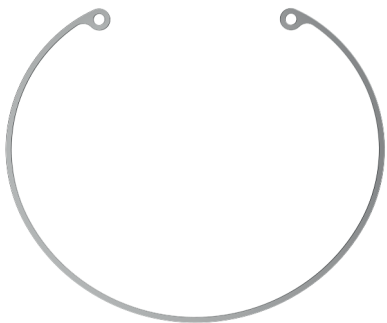


CAPSULAR TENSION RING

JETRING 11ACB • 12ACB





JETRING 11ACB • 12ACB

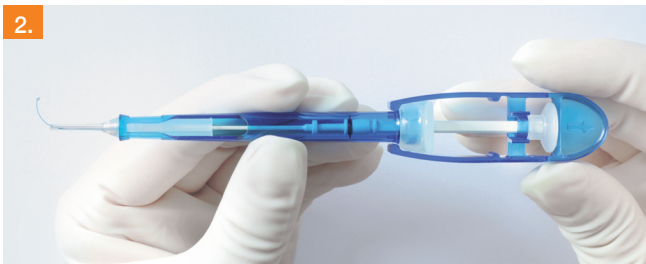
Technical data

Type	Preloaded single piece capsular tension ring
Material	PMMA
Overall diameter	13.0 / 14.5 mm (uncompressed) · 11.0 / 12.0 mm (compressed)
Sterilization	Gamma irradiation

USAGE OF JETRING INJECTOR



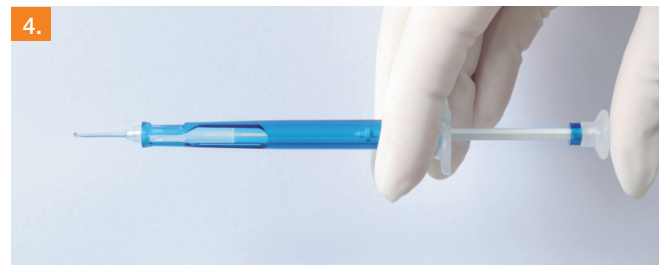
Gently remove the injector from the blister.



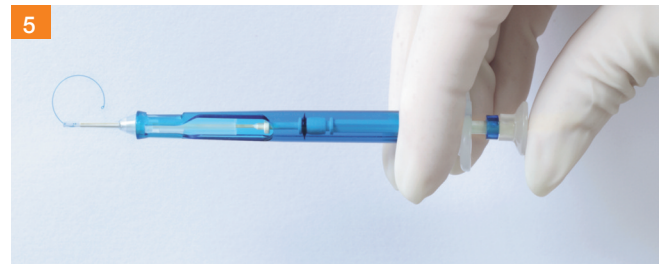
Carefully pull the safety clamp together with the pusher until the stop.



Remove the safety clamp from the pusher in a lateral direction.



Completely retract the preloaded CTR into the injector by further pulling the pusher until the end.



Insert the injector tip into the capsular bag at 6 o'clock and release the ring along the capsular equator clockwise by gently pushing the rod. Make sure the ring is sliding smoothly around. At the end the ring will be released from the hook. Retract the empty hook into the injector and remove it from the eye.

MC_JETR_IS_EN v001